


Mini Excavator



KT Series 12 Mini Excavator

Product description:

Overall Vehicle Weight: 1200Kg
 Overall Dimensions: 2170*800/930*2203mm
 Track Width: 180mm
 Track Ground Contact Length: 1250mm
 Ground Clearance: 385mm
 Bucket Capacity: 0.04m³
 Maximum Gradeability: 40°
 Fuel Tank Capacity: 16L
 Hydraulic Oil Tank Capacity: 16L
 Hydraulic Flow: 50L/Min
 Working Pressure: 16Mpa
 Engine: Kubota Z482
 Engine Power: 13.5 hp
 EU V & EPA4 Engine Option: Kubota Z482
 Maximum Digging Height: 2500mm
 Maximum Dump Height: 1850mm
 Maximum Digging Depth: 1400mm
 Maximum Digging Reach: 2900mm
 Slewing Radius: 1680mm


Features:

Hydraulic Pilot Control
 Four-Post Canopy
 Load Sensing Hydraulic System
 Boom Swing, undercarriage Extension
 Dual Speed

KT12 Mini Excavator Benefits:

equipped with adjustable chassis to improve working stability
 wide-open engine cover for higher maintainability
 operator-oriented design enable

Mini Excavator



KT Series 17-1 Mini Excavator

Product description:

Overall Vehicle Weight: 1150Kg
 Overall Dimensions: 2400*1100*2200mm
 Track Width: 180mm
 Track Ground Contact Length: 1030mm
 Ground Clearance: 385mm
 Bucket Capacity: 0.03m³
 Maximum Gradeability: 40°
 Fuel Tank Capacity: 10L
 Hydraulic Oil Tank Capacity: 12L
 Hydraulic Flow: 36L/Min
 Working Pressure: 16Mpa
 Engine: Laidong 380
 Engine Power: 30 hp
 Maximum Digging Height: 2550mm
 Maximum Dump Height: 1900mm
 Maximum Digging Depth: 1884mm
 Maximum Digging Reach: 3031mm
 Slewing Radius: 1550mm


Features:

Rubber Tracks
 Pilot Control
 Dual Swing Motors
 Load Sensing Piston Pump
 Four-Post Canopy

KT17-1 Mini Excavator Benefits:

equipped with adjustable chassis to improve working stability
 wide-open engine cover for higher maintainability
 operator-oriented design enable

Mini Excavator



KT Series 18 Mini Excavator

Product description:

Overall Vehicle Weight: 1100Kg
 Overall Dimensions: 2200*1160*2200mm
 Track Width: 180mm
 Track Ground Contact Length: 1125mm
 Ground Clearance: 385mm
 Bucket Capacity: 0.025m³
 Maximum Gradeability: 40°
 Fuel Tank Capacity: 10L
 Hydraulic Oil Tank Capacity: 12L
 Hydraulic Flow: 40L/Min
 Working Pressure: 16Mpa
 Engine: Kubota D722
 Engine Power: 10.3KW
 Maximum Digging Height: 2660mm
 Maximum Dump Height: 1900mm
 Maximum Digging Depth: 1910mm
 Maximum Digging Reach: 3280mm
 Slewing Radius: 1636mm

Features:

Hydraulic Pilot Control
 Four-Post Canopy
 Dual Swing Motors
 Dual Pump Load Sensing

KT18 Mini Excavator Benefits:

equipped with adjustable chassis to improve working stability
 wide-open engine cover for higher maintainability
 operator-oriented design enable