


## Mini Loader




### AY2500 Mini backhoe Loader

### Product description:

Model:AY2500  
 Rated load:1000Kg  
 Overall weight:2500Kg  
 Overall dimension(L\*W\*H):4179+1190\*1900\*2462  
 Unloading distance:802mm  
 Maximum dump height:2400mm(optional)  
 Steering angel:33°  
 Engine model:490Four cylinder42Kw(optional)  
 Transmissiontype:AT265orque converter  
 Type specification:8.25-16(optional)  
 Braking form:Oil brake(airbrake optional)  
 Vertical excavation depth:2200mm  
 Maximum excavation radius:2500mm  
 Steering angel:170°  
 Working range:6000mm  
 Bucket capacity:0.05m<sup>3</sup>

Powered by a robust engine that delivers unwavering torque and horsepower, the AY2500 tackles even the most demanding tasks with ease. Whether it's lifting heavy materials, digging deep trenches, or navigating tight spaces, the AY2500 is up for the challenge, Its hydraulic system boasts exceptional lifting and breakout forces, allowing you to tackle any job with confidence. The AY2500's precision control ensures smooth, efficient operation, maximizing productivity and minimizing

## Mini Loader



### 1200EV Electric Wheel Loader

#### Product description:

Model:1200EV

Rated load:1200Kg

Overall weight:1200Kg

Overall dimension(L\*W\*H):4135\*1600\*2550

Unloading distance:802mm

Maximum dump height:2400mm(optional)

Minimum turning radius:2464mm

Transmissiontype: Full-time four-wheel drive, Electric motor-driven transmission

Type specification:12.5-16

Braking form:airbrake

Battery type:LFP/ Lead-acid

Battery capacity:28Kwh/23.76Kwh


Battery voltage:76.8V60H/72V50AH

Charging power supply voltage:220V/380V(optional)

Full charge time:4H

In the world of construction, power and efficiency are paramount. But what if you could achieve both while also minimizing your environmental impact? With the 1200EV Electric Wheel Loader, you can. Powered by a cutting-edge electric motor, the 1200EV delivers exceptional torque and horsepower, tackling even the most demanding tasks with ease. Experience the surge of clean energy as you seamlessly maneuver through challenging terrain, effortlessly lifting and transporting heavy loads.

## Mini Loader



### AY928 Wheel Loader

#### Product description:

Model:AY928

Rated load:1000Kg

Overall weight:2200Kg

Overall dimension(L\*W\*H):4380\*1300\*2450

Unloading distance:805mm

Maximum dump height:2400mm(optional)

Steering angel:33°

Engine model:490Four cylinder42Kw(optional)

Transmissiontype:AT265orque converter

Type specification:8.25-16(optional)

Braking form:Oil brake(airbrake optional)

Powered by a robust engine that delivers unwavering torque and horsepower, the AY928 tackles even the most demanding tasks with ease. Even in the toughest conditions, it can handle the heaviest loads with ease. Thanks to its powerful four-wheel drive system, the AY928 can easily handle a variety of terrain challenges, even conquering rugged hills or muddy roads. Contact us today to learn more about the AY928 wheel loader and experience its exceptional performance.

## Mini Loader



### AY940 Wheel Loader

#### Product description:

Model:AY940

Rated load:2000Kg

Overall weight:4300Kg

Overall dimension(L\*W\*H):5268\*2000\*2725

Unloading distance:800mm

Maximum dump height:3500mm(optional)

Steering angel:35°

Engine model:Four cylinder4102 pressurization65Kw(optional)

Transmissiontype:AT280Torque converter

Type specification:16/70-20(optional)

Braking form:Air over hydraulic disc brake on 4 wheels

Powered by a robust engine that delivers unwavering torque and horsepower, the AY940 tackles even the most demanding tasks with ease. Even in the toughest conditions, it can handle the heaviest loads with ease. Thanks to its powerful four-wheel drive system, the AY 940 can easily handle a variety of terrain challenges, even conquering rugged hills or muddy roads. Contact us today to learn more about the AY940 wheel loader and experience its exceptional performance.